



Collaborative booths

Huddle








Most soft seating is designed for simply sitting – not for working.

Huddle gives you the best of both worlds. Create comfortable, versatile spaces where people can meet, relax or work quietly.



Collaborative booths

Huddle

Our versatile Huddle booths were created to meet the demand for collaborative spaces in open-plan offices. Totally freestanding, they can be placed virtually anywhere in your workplace and moved when you decide to change the layout. It's an incredibly cost-effective alternative to inflexible permanent meeting rooms.

One of the major failings of most soft seating solutions is that they're designed for simply sitting – not for working. Huddle is as much a workstation as a meeting room. The seats are easy to get in and out of, and the seat height, depth, lumbar support and foam density have all been carefully considered to help you work comfortably and ergonomically at the table.

Each booth is made up of soft walls and soft seating. Optional TV walls, tables and barleaners can be incorporated, along with whiteboards, power boxes and laptop tables. Because we live in a world of portable electronic devices, you can choose to have power, data, HDMI and USB all integrated into the booth. Power and data can either be fed from the floor or from the ceiling via cable umbilical. Fully integrated systems can be configured to include TV walls that allow you to collaborate on documents or connect with your colleagues offsite.

Huddle is a modular system so each booth is made up of elements chosen from a wide-ranging kit of parts. To make it easy, we've put together a series of standard booth configurations, each offering its own unique space and set of tools. If you need something different, we can customise the size and shape to suit your space. Because each booth is designed and manufactured in New Zealand, creating custom solutions is easy. All that's left to do then is choose a colour and fabric to suit your interior style.



Collaborative booths

Huddle

FEATURES

All modular pieces in the Huddle range are designed to be as ergonomic as possible. Units can be customised to suit your floorplan and team requirements.

Dimensions

Walls/back heights: 760H / 1320H / 1700H

Seat: 450H

Worktop: 720H / 1050H (table or leaner)

Options

Fully customisable. Available in a variety of configurations and collaborative options.

Available in a variety of fabrics. Seat cushion and shell can be upholstered in contrasting colours.

Bolster lumbar cushions available

Integrated power options available

Accessories

TV walls, tables and barleaners, whiteboards, power boxes and laptop tables.


Fully upholstered seats and walls

Plinth base with adjustable levelling glides

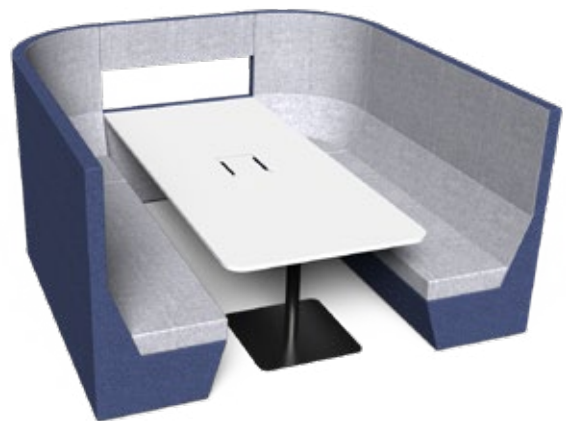
100% New Zealand designed and made

10 year warranty (excluding fabric)

6 week lead time



Huddle Connect 1



Huddle Exchange 2



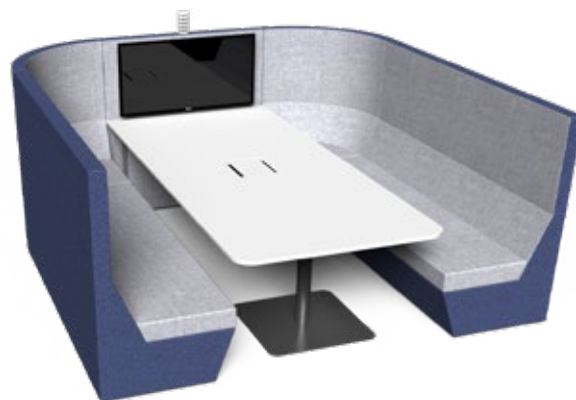
Huddle Meet 7A - duo pod




Huddle Work 1




Huddle Connect 5




Huddle Exchange 1



Huddle Meet 2



Huddle Meet 4



Huddle Work 2



Huddle Work 3



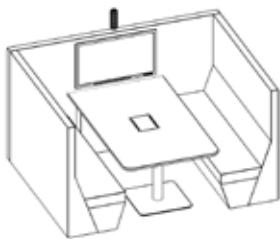




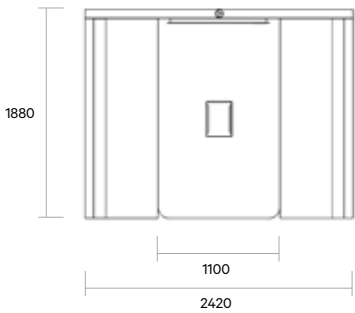
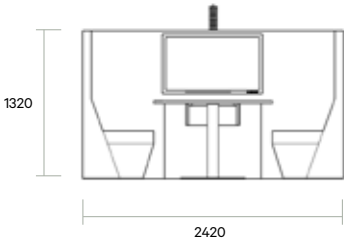
Collaborative booths

Huddle

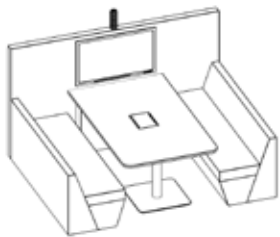
Connect



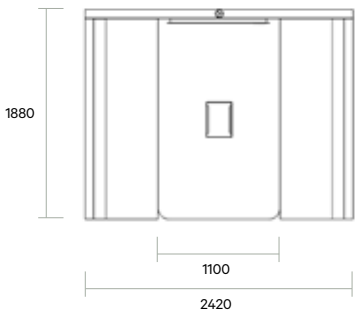
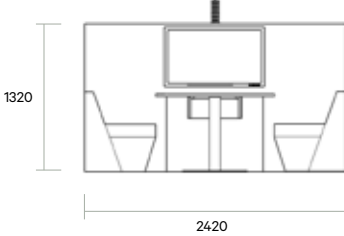
HUD-CON1



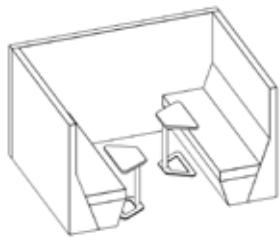
Huddle Connect 1



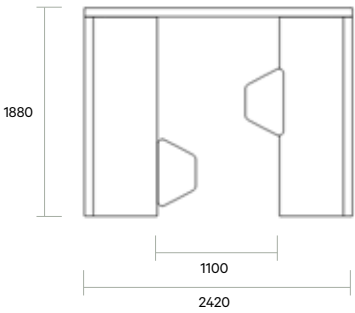
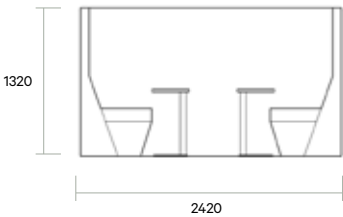
HUD-CON2



Huddle Connect 2



HUD-CON3HB, HUDCON3LB



Huddle Connect 3



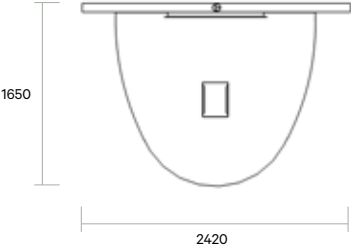
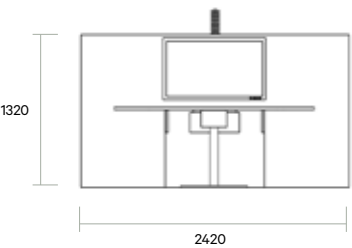
Collaborative booths

Huddle

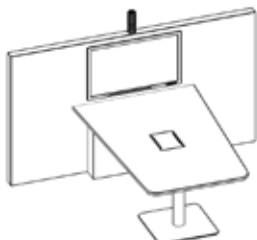
Connect



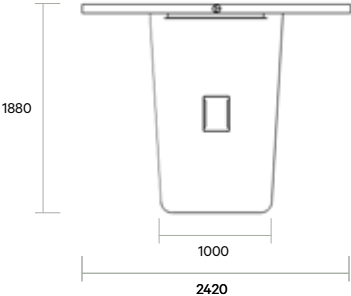
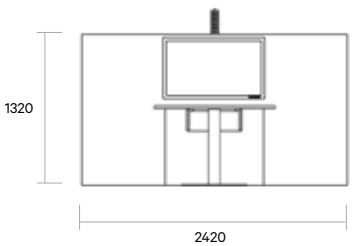
HUD-CON4



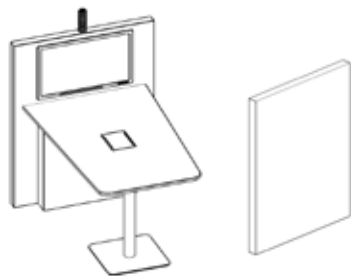
Huddle Connect 4



HUD-CON5

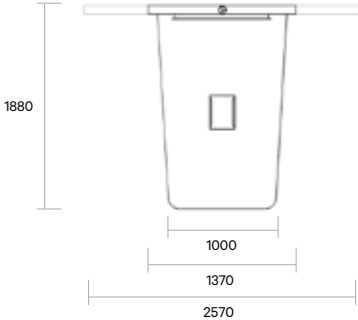
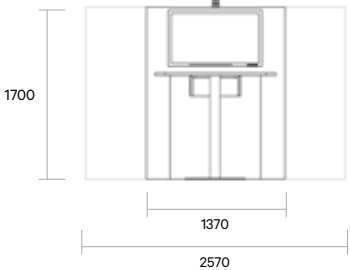


Huddle Connect 5



HUD-CON6

HUD-W600-BL



Huddle Connect 6 + optional add on blank walls

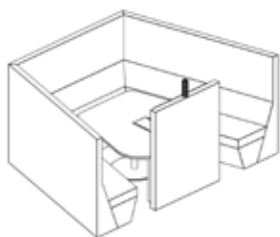




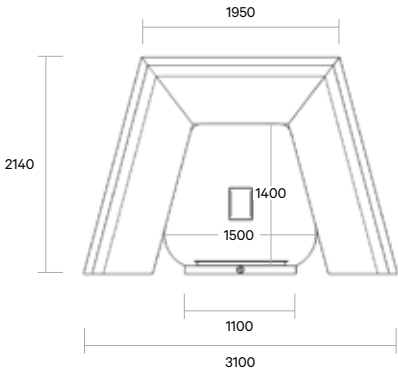
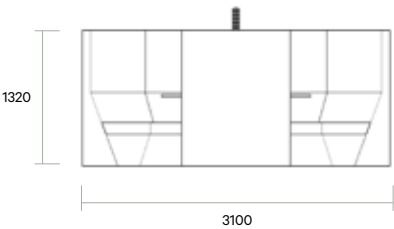
Collaborative booths

Huddle

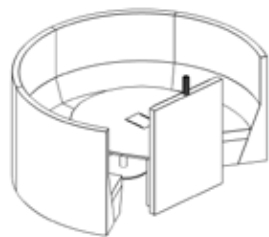
Work



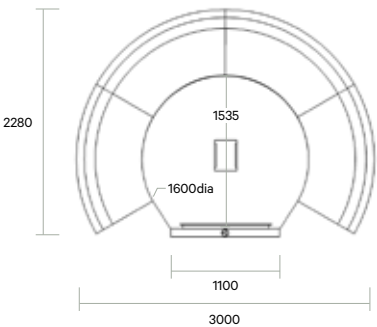
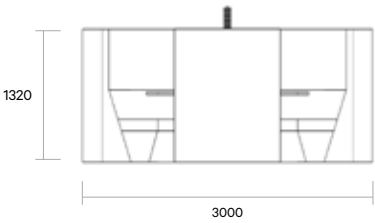
HUD-WORK1



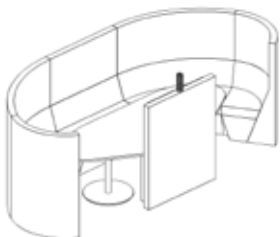
Huddle Work 1



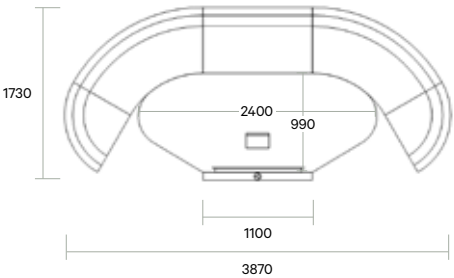
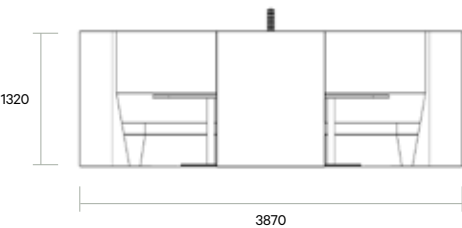
HUD-WORK2



Huddle Work 2



HUD-WORK3

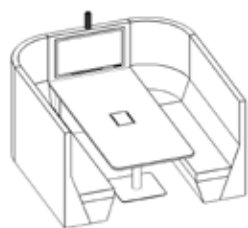


Huddle Work 3

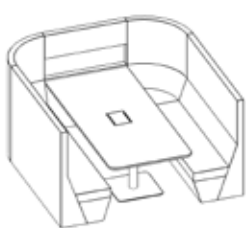
Collaborative booths

Huddle

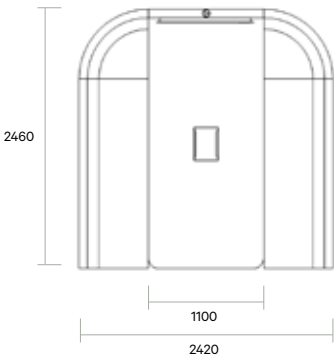
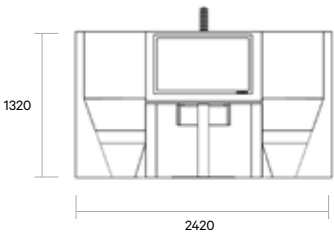
Exchange



HUD-EXCH1



HUD-EXCH2



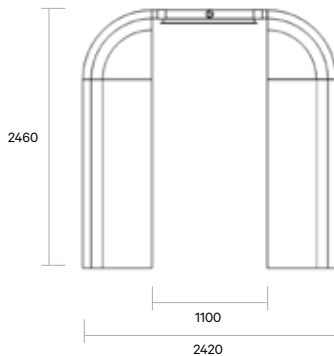
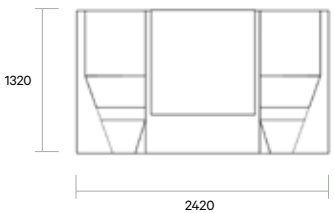
Huddle Exchange 1 + 2



HUD-EXCH3



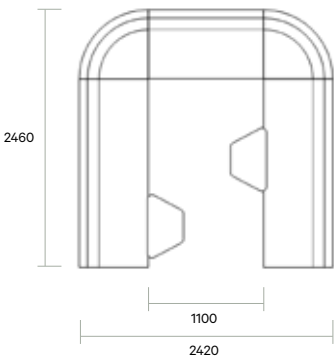
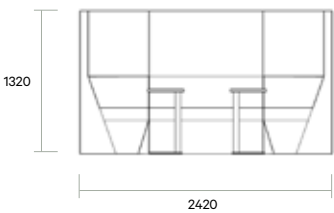
HUD-EXCH4



Huddle Exchange 3 + 4



HUD-EXCH5



Huddle Exchange 5

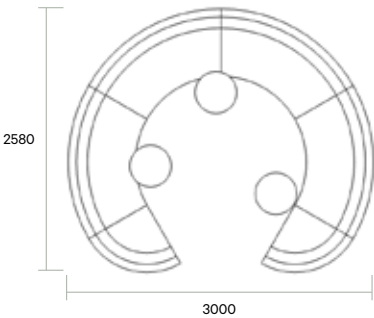
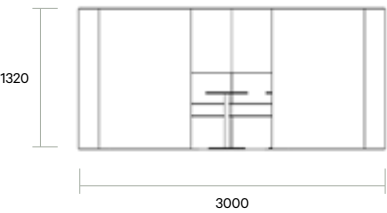
Collaborative booths

Huddle

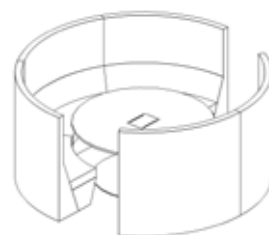
Meet



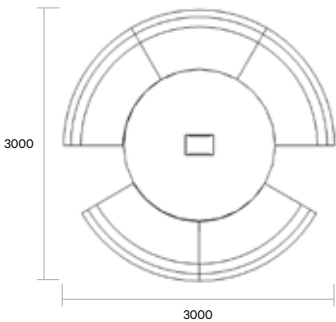
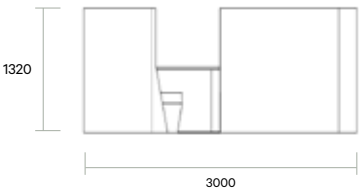
HUD-MEET1



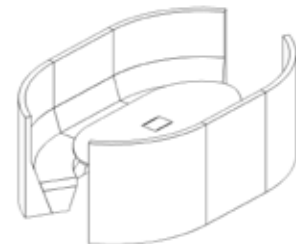
Huddle Meet 1



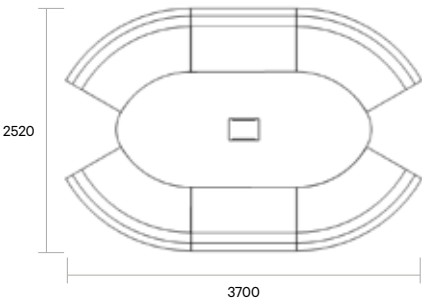
HUD-MEET2



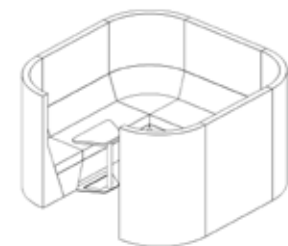
Huddle Meet 2



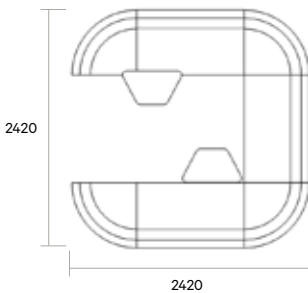
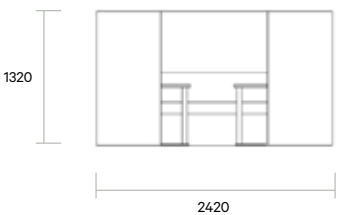
HUD-MEET3



Huddle Meet 3



HUD-MEET4



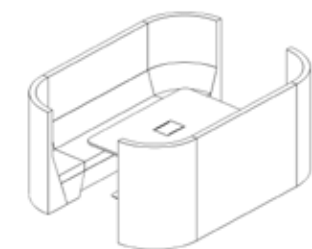
Huddle Meet 4



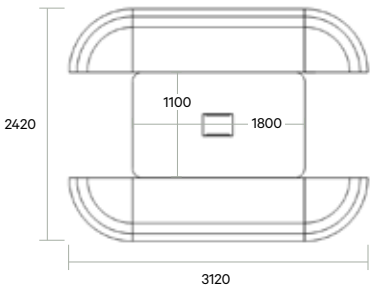
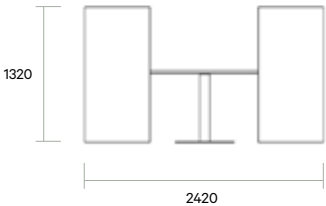
Collaborative booths

Huddle

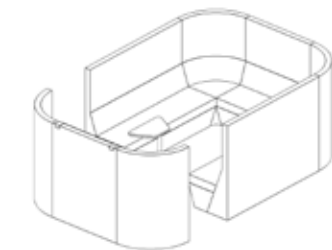
Meet



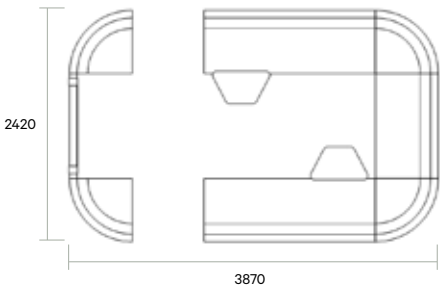
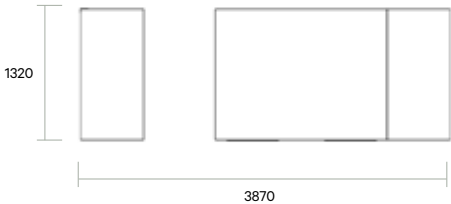
HUD-MEET5



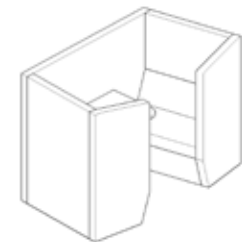
Huddle Meet 5



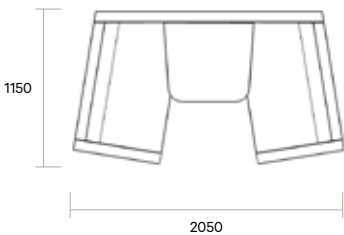
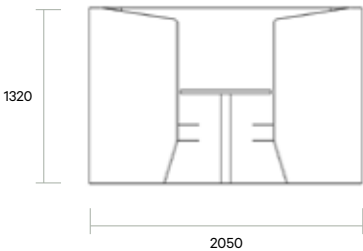
HUD-MEET6



Huddle Meet 6



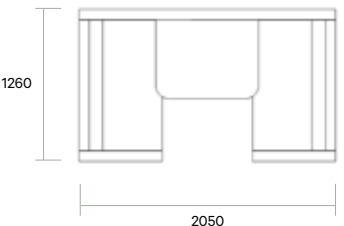
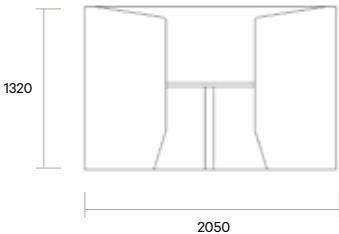
HUD-MEET7ADUO-HB



Huddle Meet 7A - duo pod



HUD-MEET8ADUO-HB



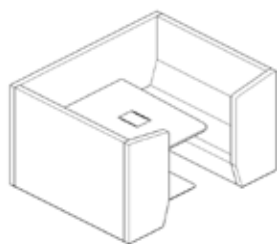
Huddle Meet 8A - duo pod



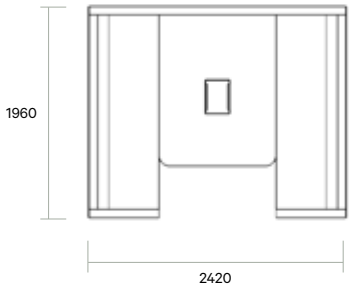
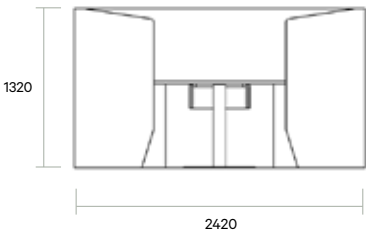
Collaborative booths

Huddle

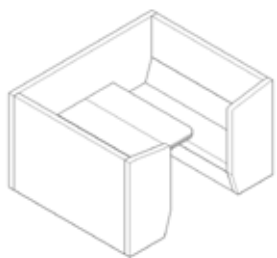
Meet



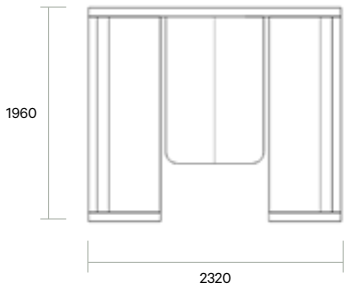
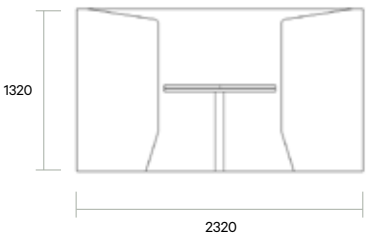
HUD-MEET9AQUAD-HB
HUD-MEET9BQUAD-HB



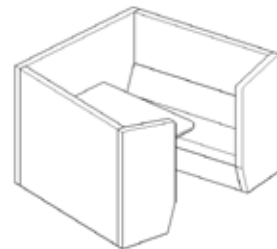
Huddle Meet 9A or 9B (with TV/table plinth)



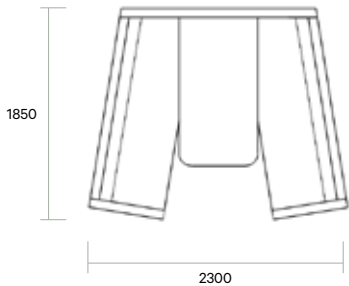
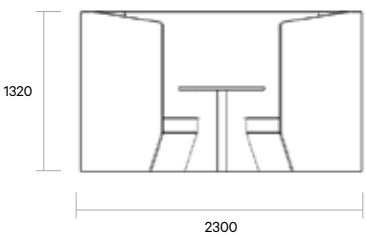
HUD-MEET9CQUAD-HB



Huddle Meet 9C (with Shift Split table) - quad pod



HUD-MEET10AQUAD-HB



Huddle Meet 10A - quad pod



Collaborative booths

Huddle

TV Walls / Connect 5

FEATURES

Huddle TV Walls (Connect 5) are available in a variety of configurations to suit your floorplan and team requirements.

Dimensions

600W / 1100W /1350W / 2420W x 80D x 1320H / 1700H
Worktops: 720H / 1050H (table or leaner)

Options

Available with or without table plinth. Table top is fixed to the table plinth for support

Available in a variety of fabrics. Can be upholstered in contrasting colours.

Power connection: Floor- or ceiling-fed

Power outlets: Inside table plinth or behind the TV.

Velcro cable flap allows for easy access into the wall for cabling

Accessories

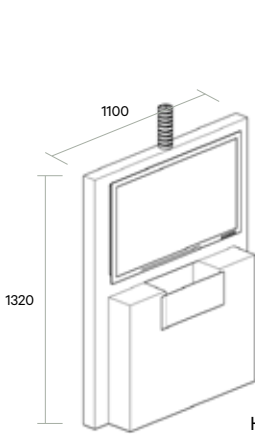
TV Brackets (to suit a 40-inch TV), whiteboards, power boxes

Fully upholstered walls

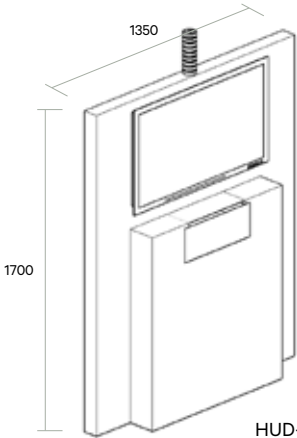
100% New Zealand designed and made

10 year warranty

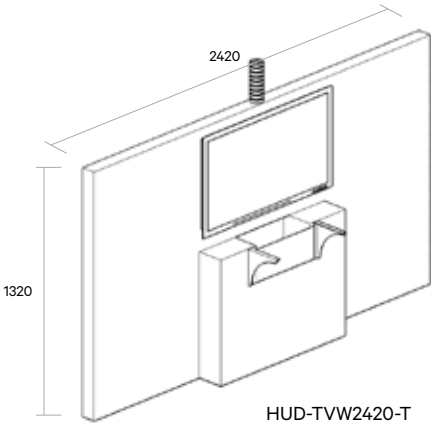
6 week lead time



HUD-TVW1100-T

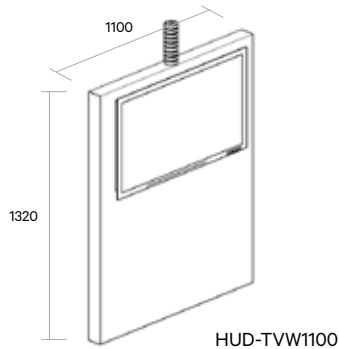


HUD-TVW1350-BL

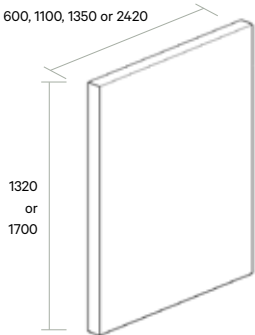


HUD-TVW2420-T

TV walls - with table plinth



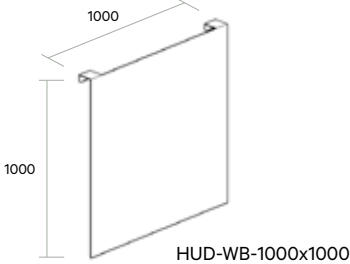
HUD-TVW1100



Blank wall + window wall

HUD-W600-BL
HUD-W1100
HUD-W2420
HUD-W1350-BL

HUD-WIN1100TOP
HUD-WIN1100BOT



HUD-WB-1000x1000

Hook over whiteboard

TV wall - no table

Collaborative booths

Huddle

Table options

FEATURES

Huddle booths are available with integrated worktops from Vidak's Focus Table range. Table must be bracketed to the wall booth wall for support.

Dimensions

Custom dimensions to suit booth configurations, 720H or 1050H

Options

Worktops: Available in LPL, HPL, veneer or solid timber in the colour of your choice. Standard 25mm thick. 30mm available on request.

Table top edges: Square PVC, Cutaway PVC, Solid Timber/Tekton or Sharknose solid timber

Table Base: Flat Square base with radiussed corners or disc base

Base Colour: Standard White or Black Powdercoat. Available in any standard powdercoat colour.

Accessories

Integrated power boxes including Connect Us and Connect Me

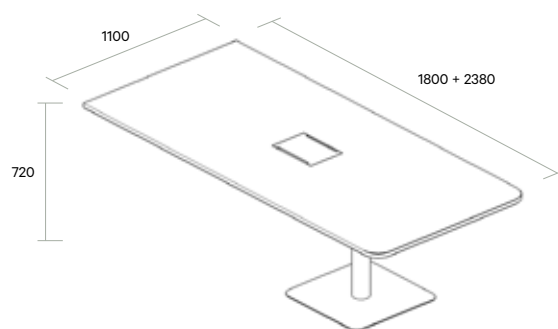
Matching coffee tables available

Flat base provides maximum leg room underneath the table

100% New Zealand designed and made

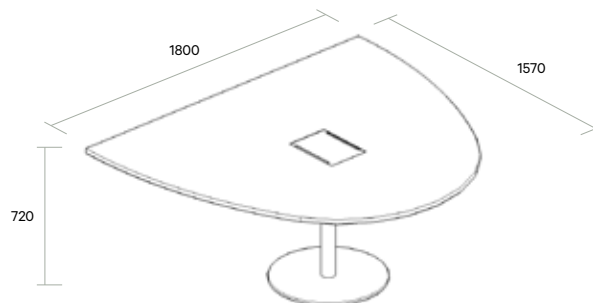
10 year warranty (excluding electrics)

6 week lead time



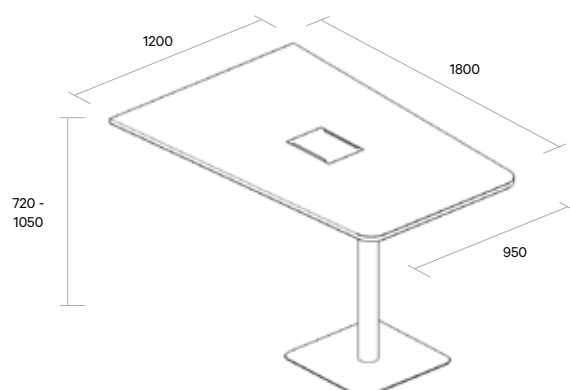
TAB1-1800
TAB1-2380

Rectangular table



TAB3

D table



TAB2-720H
TAB2-1050H

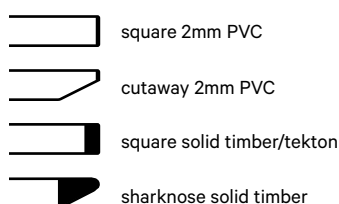


Table top edge options

Angle table or barleaner



Collaborative booths

Huddle

Connect Us Power Box

FEATURES

Huddle booths are available with integrated Connect Us power boxes in worktops to power your devices for more agile work. The hinged lid is made from the same material as the desktop, creating a seamless look.

Dimensions

Lid size 315L x 230D

Box mounted underneath: 280W x 290D x 140H

Options

8 power outlets and varied numbers of data points (depending on combination of power services required) - can also have a range of AV/USB tiles if required

Soft closing lid option

Available as a smaller, single-sided version called Connect Me

Brush seal allows cables to be fed through when the lid is closed

Sturdy powdercoated metal box allows for cables and outlets to be securely reticulated

Services above- and below-desk power requirements

Angled power outlet position prevents dust build up in GPOs

Houses any excess cables for a tidy worktop

5 year warranty



Connect Us



VGA socket



HDMI



3.5 or 6.5 stereo
jack



Mini XLR 3 or 4
microphone jack



USB

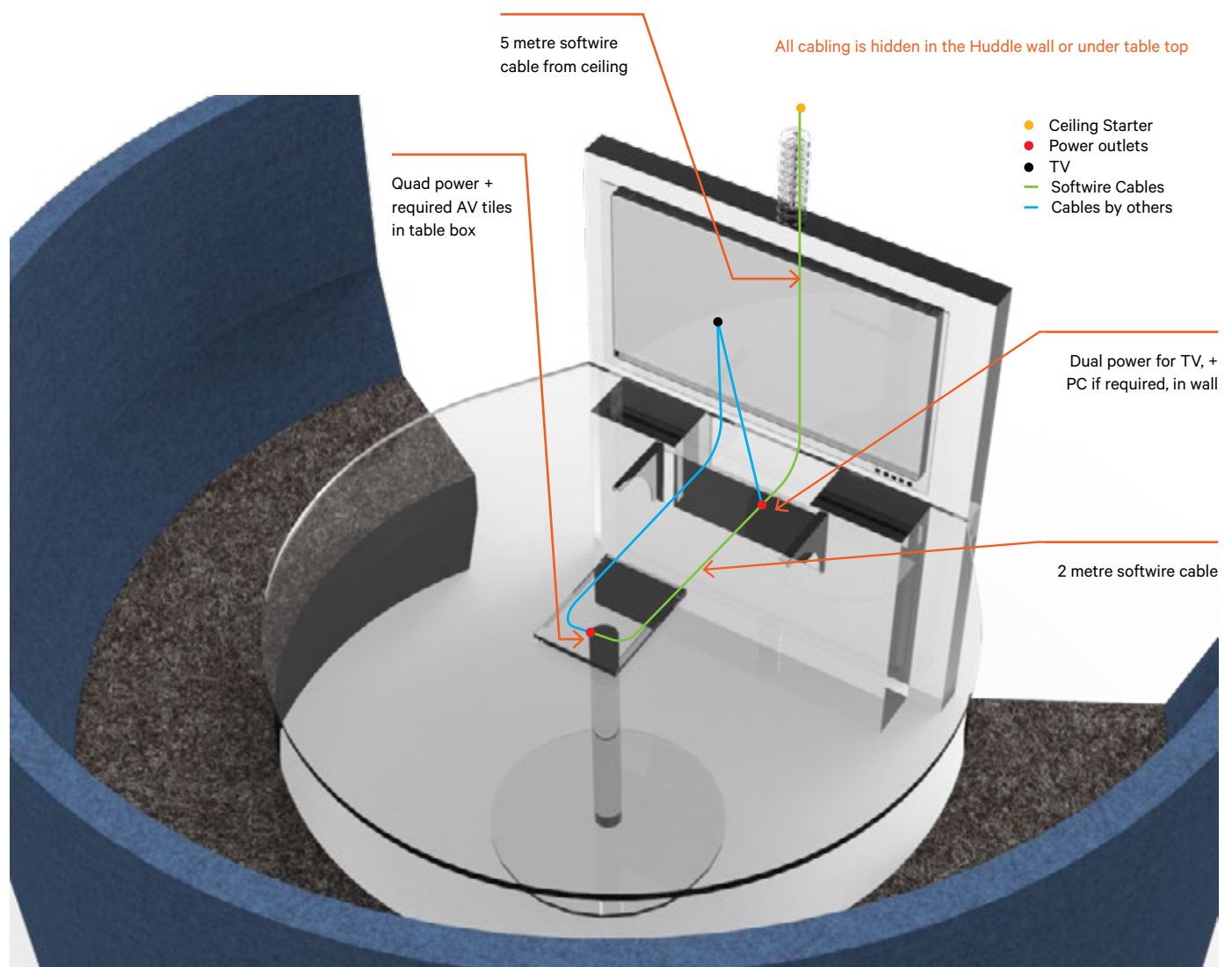


RCA socket

Collaborative booths

Huddle

Cable Management



Collaborative booths

Huddle

Soft Seating Options

FEATURES

Huddle Soft Seating is designed as a modular system which can be used in conjunction with, or in addition to, the Huddle Collaborative Booths. All pieces are designed to be as ergonomic as possible.

Dimensions

Back height: 760H / 1320H
Seat height: 450H


Options

Chair, 2 seater, 2.5 seater, 3 seater and ottomans
90° and 120° corner units allow for custom layouts
High or low back options

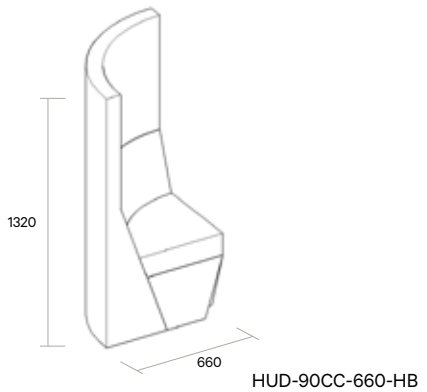
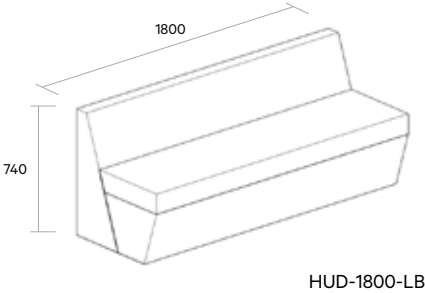
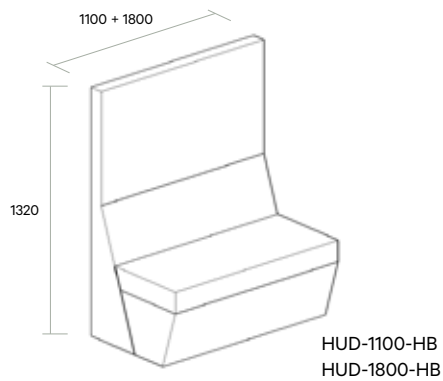
Available in a variety of fabrics. Seat cushion and shell can be upholstered in contrasting colours

Bolster lumbar cushions available
Integrated power options available

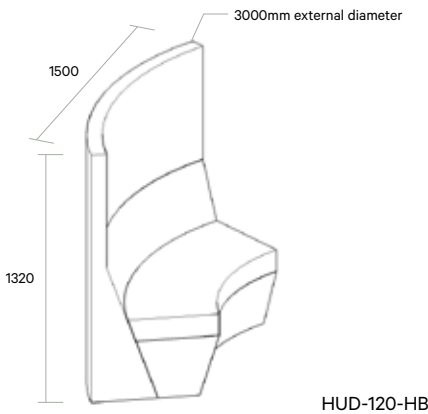
100% New Zealand designed and made



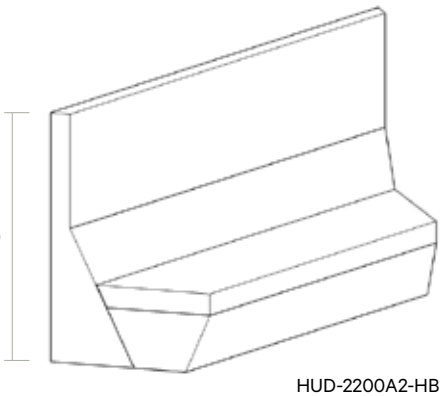
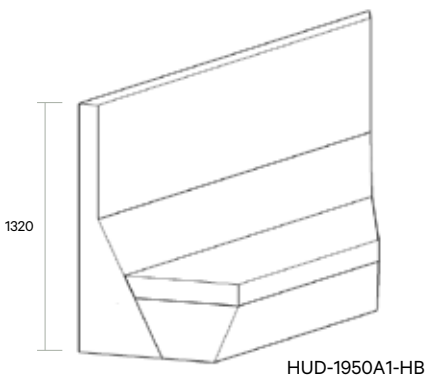
Optional lumbar bolster



Straight seat - high back + low back



90 degree corner - high back




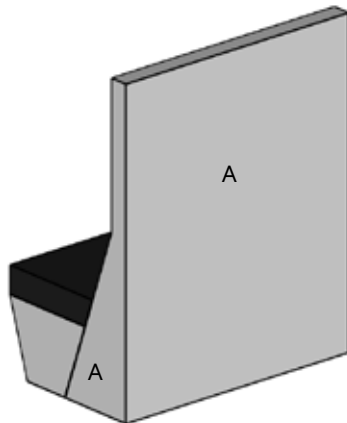
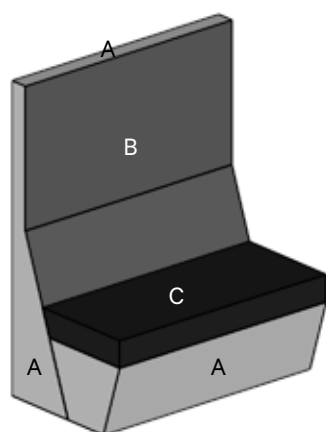
120 degree corner - high back

Straight seat - 1950W + 2200W - high back angled ends

Collaborative booths

Huddle


Upholstery options



Outside + top
of back, sides +
base

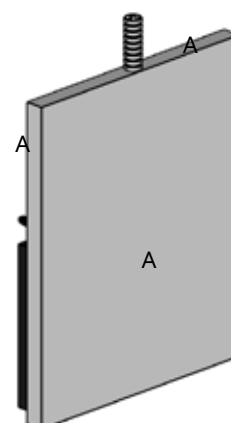
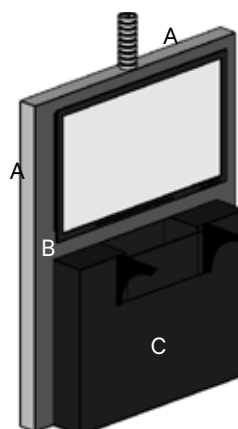
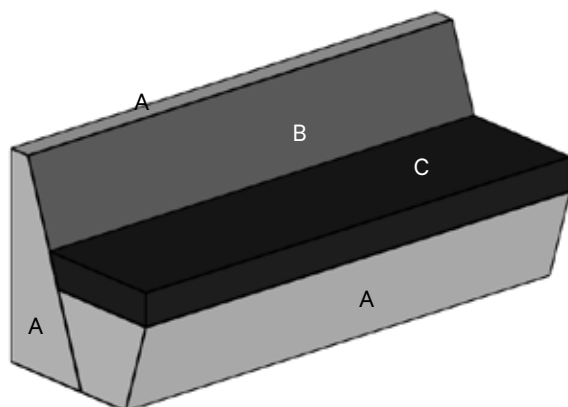
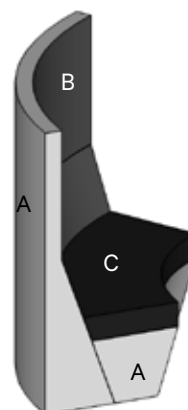
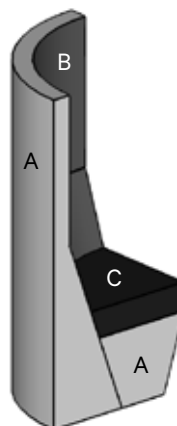
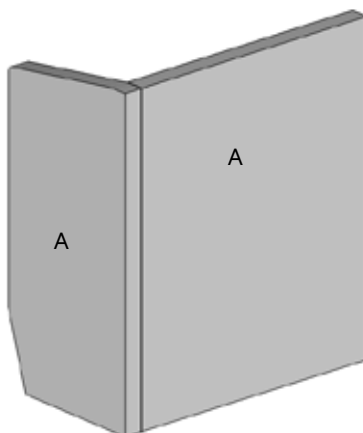
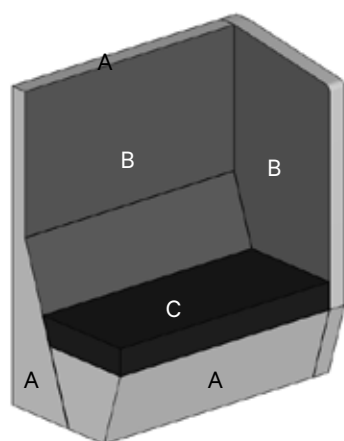


Inside of back
+ lumbar/inside
face of wall



Seat cushion/
wall table plinth

Fabric upholstery configurations



Huddle.

Collaborative Booths.





vidak.co.nz



Huddle Booth

Auckland

66 Lady Ruby Drive
East Tamaki, Auckland 2013
PO Box 58820 Botany
Auckland 2163
New Zealand

T +64 9 273 0033
F +64 9 273 0032

E sales@vidak.co.nz

Wellington

303 Willis Street
Te Aro, Wellington 6011
PO Box 9171
Wellington 6011
New Zealand

T +64 4 802 4615
F +64 4 802 4659

E sales@vidak.co.nz

